


Feltarn Friends

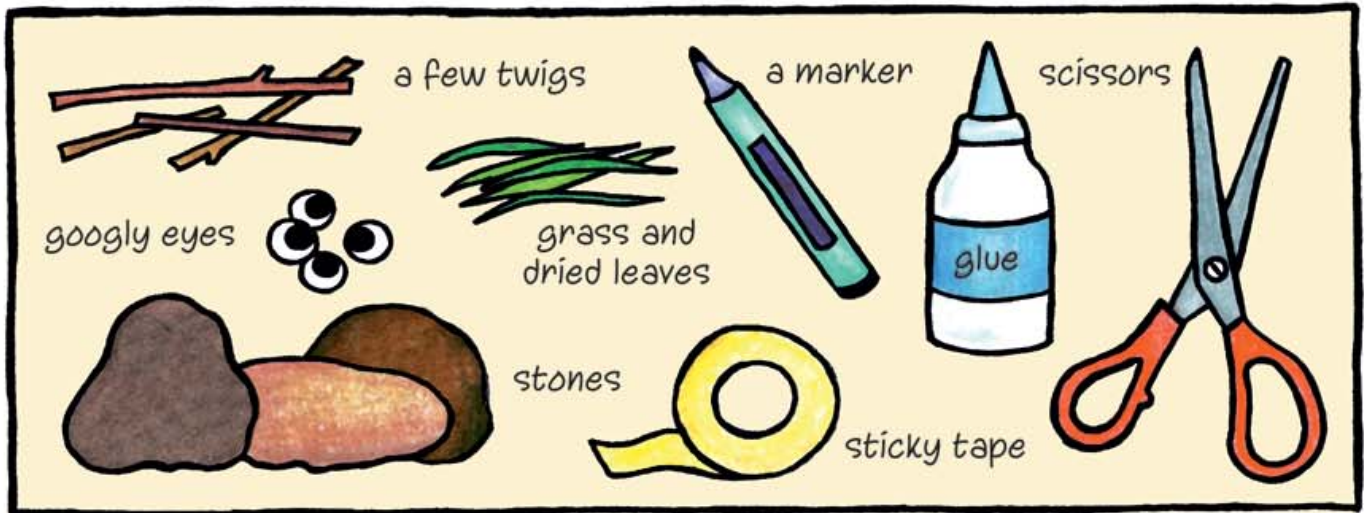
NATURE CRAFT PAGES

©2013 Feltarn Limited




Bridget Bat's Silly Stones

This is what you will need to make your silly stones:



It's easy to make Bridget's Silly Stones... Find some lovely stones, clean them with a cloth, then decide which side is best for the face. Stick googly eyes on the stone or you can draw them on. Add a nose and a mouth with your marker. Then you can add the other bits - like twigs for arms (stick them with tape), bits of grass for hair or old leaves for ears.

Another idea:
Paint them bright
colours



Help Bridget finish her Silly Stones by drawing some funny faces like these.